

Final Report
Carbon County
Community Survey
Needs and Services
2009

Sheela Schermetzler Ed.S.
1460 N. 22nd St.
Laramie WY 82072
(307) 745-0030
(307) 761-2116 (cell)
sschermetzler@gmail.com

What Are We Trying To Find Out

- Extent of Poverty in County
- Factors Support the Creation of Poverty
- Factors Exacerbate Impacts of Poverty
- Services and Resources Currently Available to Offset Creation or Impacts of Poverty
- Priorities for Meeting Needs
- Barriers to Services

Four-Pronged Strategy

- Community Surveys
- Community Meetings
- Review of Relevant Quantitative Data
- Public Comment

Survey Population

- 250 Random At-Large Community Members in all communities
- 615 Agency clients of current Community Service Block Grant agencies
- 136 Human Service Agencies
- 12 Community Service Block Grant (CSBG) Agencies

Survey Results

Number Returned

- 98 (38.8%) Random At-Large Community Members
- 143 (23.3%) Agency Client
- 27 (19.9%) Human Service Agencies
- 8 (66.7%) CSBG Agencies
- 276 TOTAL SURVEYS RETURNED, 27.7% RETURN RATE

Survey Demographics- Residence & Age Groups

**Compiled according to City/Town/Area of
Residence and Age groups.**

- **Every community had respondents:**
Baggs-22 (9.2%); Dixon-6 (2.5%); Elk Mountain-1 (.4%); Encampment-13 (5.4%); Hanna-10 (4.2%); Medicine Bow-2 (.8%), Rawlins-101 (42.3%), Riverside-5 (2.1%), Saratoga-64, 26.8%, Sinclair-9 (3.3%) and Other-8 (6.6%)
- **Every age group had respondents with the exception of the category of less than 18. The largest group represented was the 60-69 age group (19.2%) and the 50-59 age category (17.1%) The respondents were fairly spread between young and old.**
No Age: 3; Less than 18: 0; 18-29: 27;
30-39: 25; 40-49: 26; 50-59: 42;
60-69: 46; 70-79: 36; 80+: 34; no data listed: 2

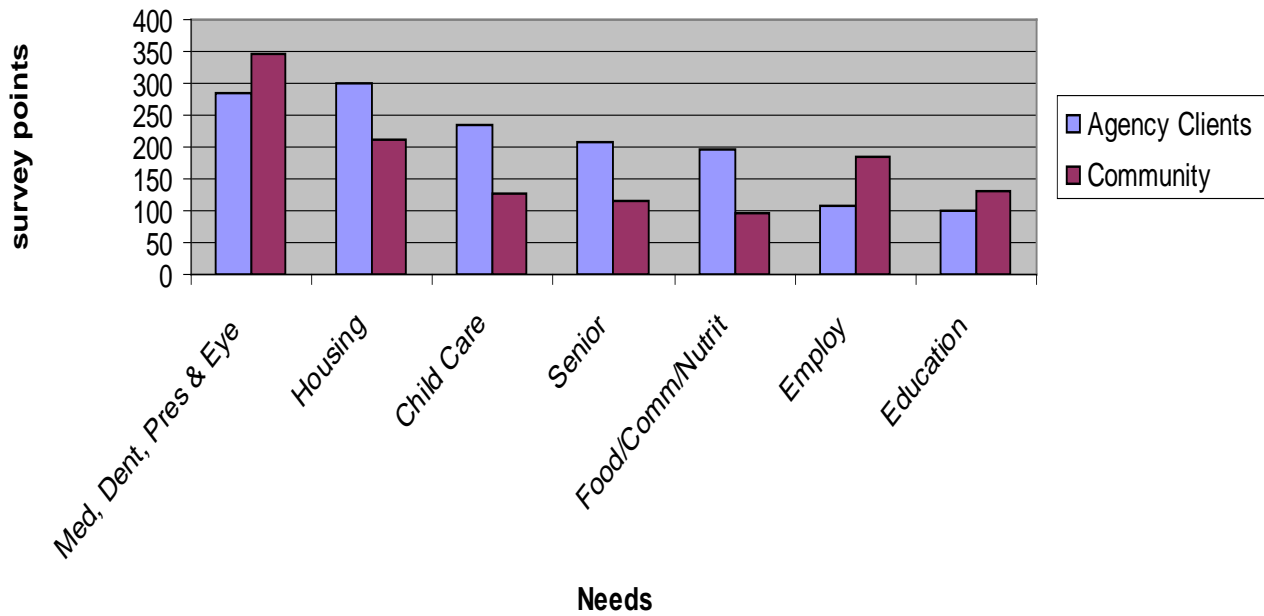
Demographic Generalities

- **Gender:** Female (Clients: 75.5%, Community: 55.5%)
- **Race:** White (Clients, 83.2%, Community: 92.8%)
Hispanic (Clients, 11.2%, Community: 5.1%)
- **Grade Achieved in School:** High school (Clients, 58%, Community: 18.4%), Associate's degree (Clients, 14.7%, Community: 23.5%), Bachelor's degree (Clients, 6.3%, Community: 38.8%) & Master's degree (Clients, 6.3%, Community: 17.3%)
- **Two Persons Households** (Clients, 35%, Community: 61.2%) and one person households (Clients, 29.3%, Community: 15.3%)
- 0 child (Clients, 27.3%, Community: 31.6%)
2 child under age 18 (Clients, 16.1%, Community: 9.1%)
1 child (Clients, 10.5%, Community: 6.1%)
- **Lived in Carbon County for over 21 yrs.**
(Clients, 55.2%, Community: 66.3%)

Some Demographic Generalities

- **Income**
 - Clients - \$10,000-\$19,999, 22.4%,
 - Community - \$80,000+, 44.9%
- **Spend Money On**
 - **Housing** (Clients: Nearly same 23%-20.2% of \$251-\$500 and \$501-\$750, Community – 22.4%-18.4% of \$1,001 and+ and \$751-\$1,000)
 - **Groceries** (Clients 35.7%, \$151-\$300, Community 38.8%, \$151-\$300)
 - **Medical/Prescriptions** (Clients: 49.6%, 0-\$150, Community 61.2%, 0-\$150)
- **Majority own home** (Clients: 55.9%, Community 91.8%)

5 Top Survey Ranks Agency Clients in Comparison to Community



Have You Had More Money or Less Money in the Past Three Years

Agency Clients: More, 48 Less: 82,
Community At-Large: More, 56 Less: 33
Explanations:

Clients: High Cost of Living 71, Other 35, Lost Job 18, Death & Promotion 11

4 Pay increases/raises

3 Better job/better paying job

2 Economic crisis, Economy oil field good for the last two years, Economy – We are in construction and it is down tremendously, Economy

2 Kids moved out/empty nest

2 Married/marriage

2 Recession hurting business/slowdown.

2 Retirement, Retired- Decrease in stock market investment values.

Community: High Cost of Living 22, Other 45, Promotion 14

4 Health/health problems/medical/health care

2 Inheritance

2 Changed jobs

2 Raising kids by myself

2 Second income

2 Taxes, insurance

New Services Family Needed in the Past Three Years

- Agency Clients: None- 53, Received: 35, No Response: 20
- Community At-Large: None-46, No Response 12
- What New Services Clients:
 - 19Medical check-up/medical clinic, medical, dental, prescription drugs, and eye care/medical/medical services after hours and weekends/education/immunizations/ambulance
 - 9Food stamps/food/food baskets
 - 7WIC
 - 5LIEAP (heating assistance)/energy assistance to pay heat bill
 - 6Medicaid/Medicaid (denied)
 - 5Mental Health/mental health for child/mental health therapy
 - 3Counseling
 - 3Housing/shelter
 - 2Daycare/childcare
 - 2Senior Meals
- What New Services Community:
 - 3Medical
 - 2Dental
 - 2Home Health care

Services Receiving Helping You to Become Self-Sufficient

- Agency Clients: None: 38, No Response: 45, N/A: 6
- Community: None: 38, No Response: 45, N/A: 6
- Services Received (Clients)
 - WIC
 - 14 Senior Center Food Services/Meals/lunch
 - 10 Food Stamps
 - 5 Medicaid waiver-Medicaid
 - 4 Medical/Medical Clinic
 - 4 A job
 - 3 LIEAP
 - 3 Mental health
- Services Received (Community)
 - 3 We are self-sufficient because we work hard/ We rely on a good work ethic and good credit and ambition.
 - 2 No/No or have not looked.

Two or More Community Agencies Providing Same Service

- Yes: Clients: 6 Community: 4
- No: Clients: 97 Community: 76
- Response (Client)
 - 2 Urgent care and emergent care/urgent care and express care

Vulnerable At-Risk Population

- Elderly on fixed income/Seniors/Senior Housing/Transitional Housing (Clients: 14 Community 26)
- Youth/Youth Taking Drugs and Alcohol (Clients: 14 Community: 9)
- Children/Childcare (Clients: 6 Community: 10)
- Single parents/single moms/No daycare (Clients: 4 Community 9)
- Unemployed workers/homeless (Clients: 6 Community: 5)
- Undereducated/Low educated families (Clients: 1 Community 6)
- Young Families (Clients: 1 Community: 2)
- Transportation to specialists out of town (Clients: 2 Community: 0)
- Housing cost/affordable housing (Clients: 2 Community 0)

Most Pressing Need in Carbon County

- Affordable housing/Affordable Senior Housing (Clients: 17 Community 9)
- Medical Services (Clients:17 Community: 19)
- Employment/More Jobs (Clients: 11 Community: 10)
- Affordable Child care (Clients: 6 Community: 4)
- None (Clients: 9 Community: 2)
- Transportation (Clients: 5 Community:2)
- Education/Education assistance (Clients: 4 Community:1)
- Affordable Food/Food (Clients:4 Community: 0)
- Healthy business and housing to attract newcomers/Economic development (Clients: 5 Community:0)
- Home care/home health care (Clients:3 Community:0)
- Reasonable taxes/lower taxes (Clients: 3 Community:0)
- High Energy Costs (Clients: 1 Community:2)

Help Offered in Carbon County

- Assisted Living/Hospice (Clients: 14, Community: 5)
- Medical Services (Clients: 11, Community: 12)
- In-Home Care/Senior Care/Senior Services (Clients: 9 Community: 8)
- Affordable and Senior Housing (Clients: 11 Community: 3)
- Employment (Clients: 1 Community: 10)
- Child Care (Clients: 4 Community: 4)
- None/Unknown (Clients: 5 Community: 2)
- Public Transportation (Clients: 6 Community: 0)
- All Services/Services with Dignity (Clients: 2 Community: 3)
- Swimming Pool/Recreation (Clients: 3 Community: 1)
- Lower Taxes (Clients: 3 Community 0)
- Utility Assistance (Clients: 1 Community: 2)
- Better Shopping (Clients: 1 Community: 2)
- Homeless Shelter (Clients: 1 Community: 2)

CSBG & Human Service Agencies

- CSBG Agencies-5 are not for profit (1 For Profit)
Other – 7 County Government, 5 Private for Profit, 4 Not for Profit, 4 City Government
- Part of a Larger Organization:
 - CSBG Agencies – Yes: 3 No:5
 - Other Agencies – Yes: 14 No:11
- Employees:
 - CSBG Agencies, FT: 1-9, PT: 2-6 Volunteers: 6-200
 - Other Agencies, FT: 1- 93, PT: 1-21, Volunteers: 5-25
- People Served:
 - CSBG Agencies: 6-200
 - Other Agencies: 16-59,000
- Low Income Served: CSBG: 2-500+; Other Agencies: 8-500
- Age Groups:
 - CSBG Agencies: Children (4), All (3) and Infants (1)
 - Seniors (13), Adults (11), Families (11), Children (8), All (8), Adolescents (7), Infants (2)

Human Service Agency Demographics

Majority serve

- CSBG Agencies: Carbon County (3), Hanna, Elk Mountain, Medicine Bow (1), Encampment & Saratoga (1), Encampment/Riverside and surrounding area (1), Rawlins (1), 1 Saratoga area
- Other Agencies: Carbon County (9), Town of Hanna (4), Rawlins/Sinclair (2), Town of Baggs (2), Carbon County and surrounding area and other individual areas

Criteria to Receive Services:

- CSBG: Age (5), Income (3), Problem/diagnosis (2), None (2), Gender (1)
- Other Agencies: Age (10), None (8), Problem (3), Income (3), Other (3), and Gender (1)

Majority of Services

- CSBG: Child Care (6), Education (4), Family (3), Food, Commodities & Nutrition (3), Transportation (3), Linkages to Resources (2), Medical (2), Disabilities (2), Emergency (2), Employment/Training (1) and Mental Health (1)
- Other Agencies: Education (9), Linkages to Other Resources (7), Senior Services (5), Food, Commodities & Nutrition (4), Transportation (4), Mental Health (3), Medical (2), Housing (2), Employment & Training (2), Emergency Services (1), Disabilities (1), Youth (1),

Kind of Assistance Can CCCAC Provide

CSBG Agencies

- Obtain funding to provide quality services to children/families in Hanna, Elk Mountain, Medicine Bow
- Continue with county directory
- Scholarships for low income students.
- Refer to public health

Other Agencies

- 2More and faster computers, books
- 2None –Can get by on our own.
- 2Refer people in need of training to us/contact information for referrals
- Services need to foster dignity and self-reliance.
- Grants to purchase dishes.
- Childcare for those in higher education
- Emergency funds for uninsured.
- Directory of services, printed & electronic
- Youth services are lacking
- A place to find any service.
- Funding for Rawlins Thrift Store

Comparison of Five Highest Ranked Needs (Human Service Agencies)

- Housing – 93 pts.
- Medical, Dental, Prescription Drugs & Eye Care - 64
- Child Care – 55 pts.
- Education - 47
- Employment/Training - 42

Changes in Past 3 years That Would Affect How Much Money Clients Have

- 22 Lost Their Job
- 21 High Cost of Housing
- 13 Divorce
- 9 Other
- 8 Death
- 3 Received a Promotion

Explanation: (2) lack of enough certified child care providers, more childcare services, childcare costs have increased/some cannot find affordable daycare

What new services did your clients need in the past three years?

- 4 childcare/affordable daycare for working moms/child care/*childcare assistance
- 3 more computers/More people need computer access and training.
- 3 affordable housing/low income housing* Information on health care, dental services, employment, utilities* senior housing* assisted living

Were the services?

7 Received

2 Denied

7 Services Not Available

Duplication of Services

- 1-Yes
- 22 – No
- Explanation:
 - LifeNet both DFS and counseling center a very valuable program.

Most Pressing Need of Clients

- 7* Child care/More childcare availability/Affordable and dependable childcare services that have qualified and educated support staff/daycare for low income (non students) working mothers and families
- 4* Jobs/more jobs/employment/More adult employment
- 3* housing
- 2* Assisted living
- 2* Computers and books/More computers
- 2* Health care/medical
- 2* Our clients need more cash on hand to meet monthly expenses.

Vulnerable At-Risk Populations

5Children

5Youth

3Seniors/Senior housing or long term care.

2Homeless

Poor service higher wages (Baggs)

Working poor – work a job but ends do not meet.

Age group too young to retire but in 50's have no health insurance benefits and because of their age they have long term health problems.



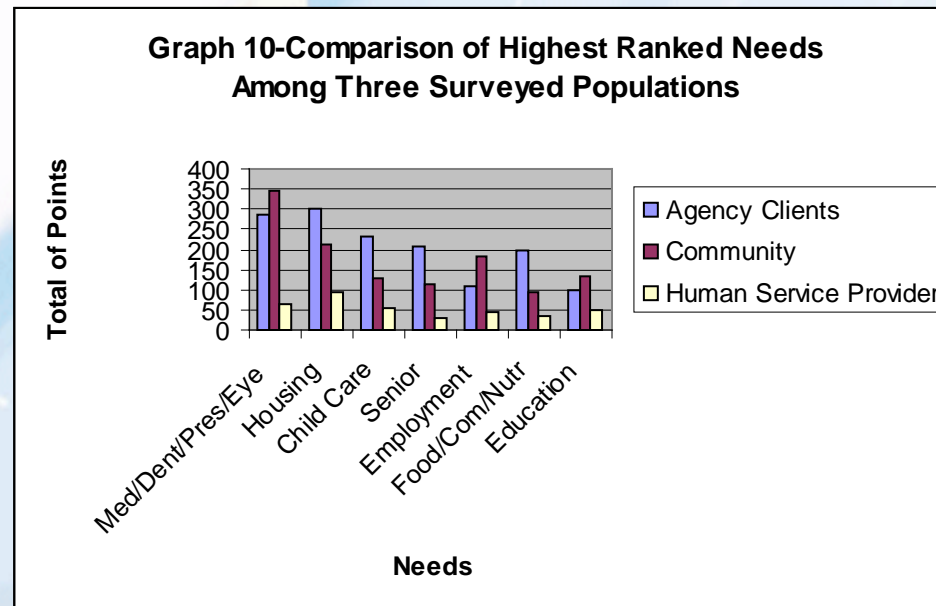
Could Change One Thing for Clients To Get Out of Poverty

- **5 Employment**
- **5 Education**
- **3 Affordable 24 hour childcare**
- **2 More computers for classes**
- **2 Increased wages**

Comparison of Highest Ranked Needs


- Accessibility/Affordability to Medical Services/Dental/Prescription Drugs/Eye care (697)
- Affordable Housing (607)
- Child Care (414)
- Senior Services (351)
- Employment & Training (335)
- Food/Commodities/Nutrition (329)
- Education (280)
- Family Services (246)
- Transportation (232)
- Youth (208)
- Emergency Services (205)
- Substance Abuse Services (205)
- Disability Services (188)
- Mental Health Services (167)
- Linkages to Other Services (123)

Comparison of Highest Ranked Needs Among 3 Populations- Agency Clients, At Large Community and Human Service Provider



Questions about the Surveys??

May I take questions?



Community Meetings

- Thursday, July 16, 2009, 6:30PM, Jeffrey Center in Rawlins, 9 attendees
- Monday, July 20, 2009, 6:30PM Saratoga Senior Center in Saratoga, 9 attendees
- Wednesday, July 22, 2009 6:30PM Hanna Senior Center in Hanna, 6 attendees
- Thursday, July 23, 2009, 6:30PM Baggs Senior Center in Baggs, 5 attendees



Purpose of Community Meetings

- What human services are in Carbon County and in their community?
- What are most important needs?
- What are least important needs?
- What do you think would help people in their community to get out of poverty and become self-sufficient?
- Any other comments?
- Do the comments verify information in survey?

Services Available in Carbon County

- **Rawlins-** Hospital, DFS, WIC, Public Health, Churches, Developmental Center, Seniors Center, After School Boys & Girls Club Program, Food Bank, Big Brothers, Big Sisters, Child care, Rawlins Thrift store, free labor for doing house repairs, and training for job skills for developmentally disabled citizens.

Gaps: Social networking for emotional needs, elderly day care and respite, services for homeless and transient population as currently they are sent out of town on the bus, English as a Second Language classes, transportation to medical/dental services, only 1 dentist that takes Medicaid, child care for infants, toddlers and younger children, assisted living housing, low income housing, and high housing costs.

- **Saratoga** – Encampment Pre-School, Public Health, Senior Center, Chamber of Commerce, Big Brothers Big Sisters After-School Program, Emergency Management services

Services Available in Carbon County

- ***Gaps in Saratoga:*** 4 Affordable Senior Housing; 4 Need to formalize process for identifying needs/applying for grants; 3 Child care – infant care is non-existent; 2 Comprehensive list of resources/services. This needs to be on-line and paper copy; 2 Low income accessibility to medical services and dental services; Transportation to medical appointment; Substance Abuse Services; Clothing and food for low income; Needs to be a position in each community to provide services; Need to bring services to the people, like the bloodmobile; Parenting classes; Home care for seniors; Emergency services
- ***Gaps in Riverside-Encampment:*** Thrift store in Riverside-Encampment needs to be replaced as it is in bad shape and has unsafe conditions; Youth services in Riverside-Encampment – “throw-away” children, 16-19; There is no presence of DFS. We need DFS/social services in Encampment twice a month to take care of food stamps and CHIPS; Children’s services

Services Available in Carbon County

- Hanna- DFS- Hanna Housing, Senior lunches, Meals on Wheels, PT clinic from Memorial Hospital, PT home health care workers (2) but do not work the total time allocation, WIC, Affordable housing
Gaps: All services, no motel/hotel; workforce Services – have to make an appointment; access to medical services, prescriptions and medications can't get these in town; need more affordable housing; Food; Wee Folks Head Start has a huge waiting list; more help from LIEAP
- Medicine Bow - WIC – go to Hanna, Bus takes people to medical appointments, Community Hall; working on child care; Physician's Assistant Dickinson
Gaps: No home health care, No grocery store only JB Convenience store, no good motel
- Baggs-Public Health with limited services; Counseling Center for mental health services once per week; Higher Education – they are the source of all information; Little Rascals Preschool and child care
Gaps: WIC – but not here; Substance abuse services; domestic violence services (COVE); grant writer; need for therapist for services for children; County information process/website so that we can communicate. We need to use technology to our benefit.

Most Important Human Need in Carbon County

Rawlins

- ***3 Affordable Housing***
- ***3 Linkage to Other Resources/Services and accessibility to other services***
- ***2 Childcare***
- ***Senior Care – no assisted living or hospice and limited senior services for the homebound***
- ***Services for the disabled.***

Saratoga

- **5 Accessibility to medical services**
- **4 Child Care**
- **3 Food**
- **3 Senior services for home-delivered meals**
- **3 Affordable Housing including senior housing**
- **Disability services**
- **Linkages to other resources**
- **Family services (domestic violence)**

Most Important Need in Carbon County

Hanna

- Seniors - Home Health Care
- Accessibility to medical, dental and prescription drugs
- Employment and Training

Medicine Bow

- Other – Law Enforcement
- Parent Education

Baggs

- 2 Childcare
- Affordable living including housing
- Linkages to all services/agencies through a directory – printed and on the web
- Higher Education
- Nutrition – WIC
- Project Reach – Services for preschool children
- Family Services – Domestic Violence services from COVE.

What would help low-income families to be self-sufficient

Rawlins- 2 Hands-on program –walk folks through the services, and to know the system; Linkages to other resources; Social competence, step out of poverty level; Stability; Wal-Mart – food prices, employment and social environment; Economy that provides for stable jobs; Sustainable wages for families; Know what people in poverty live like; Domestic violence services in outlying areas; Affordable living.

Saratoga- 2 Financial counseling; Good paying jobs with medical benefits; Less payments as there is too much debt; Less substance abuse;

Hanna; Job Training; Self-sufficient where they are at; Apathy and lack of motivation is a problem

Medicine Bow -Town has to be a role model, i.e., clean-up of Town; Most are satisfied living as they are.

Baggs - 4Affordable child care/infant care; Communication between agencies; Need for early intervention for children; Lamaze Clinic; and County-wide communication system

Help and Other Comments

Rawlins - On-line communication of resources and services. The Resource Directory is good but it should be on the web; One physical location for all services; Training to understand all services available; Use wrap-around service model; Family planning services are limited from Western Wyoming Family Planning; Need financial planning/debt reduction services; and need a low-interest loan program.

Saratoga - People expect a higher level of services. Private industry should get involved; Agencies need to have a team atmosphere; Public health and family services need to come and work together.


Hanna - Better quality of services as many are sub-standard ; Home Care; Better quality of life; Half of Hanna is considered low income. There is contentedness.

Medicine Bow - More motivators.

Baggs- Affordable child care; Settled services for transient population; Affordable rent; Grant information that is available; Encouragement of families to get help when they need assistance to survive; Territorial issues that come up between agencies when trying to coordinate services; There needs to be better promotion of meetings and events so everyone in the outlying communities can be aware of them. This could be accomplished through e-mail or newspaper. This could also be accomplished through some type of county communication; Paper copy of the Community Needs Assessment; and easy accessibility for low income people to apply for services.

Questions on Community Meetings?

May I take questions?



Quantitative Data

- Demographics
 - Population: From 2000 (15,639) to July 2008, (15,624) or .1% decrease. Highest categories of increase:
 - 60-64 years old (42.5%+)
 - 55-59 years old (42.3%+)
 - 0 to 4 years old (20.2%+)
 - The largest age category by number is 45 to 49.
 - Largest increases of population in Carbon County:
 - Baggs, 14.9%+
 - Balance of Carbon County, .8%+
 - Riverside, 6.8%+
 - Rawlins, greatest increase by number, 202+
- Race and Ethnicity (July 2008)
 - White, 14,893 (-155) and of these there are 155 Hispanic/Latinos which represents a 7.2% increase
 - Black, American Indian, Asian, 2 or more races showed an increase.

Quantitative Data

– Income:

- Median Family Income – \$55,600 compared to \$44,800 in 2000. Wyoming was \$60,400
- Average Weekly wages increased from \$477 in 2001 to \$732 in 2007.
- 2007 Women of the Mountains International Conference indicated that in Wyoming women generally earn 66.3 % of that of what men earned = \$485.31 (This income may be coming from more than one job)
- Headwaters Economics indicates that service-providing employees (3,417, usually women) were paid an average of \$24,508.
- Headwaters Economics states, " Average earnings per job, adjusted for inflation, have fallen from \$36,802 in 1970 to \$35,118 in 2006.
- 1,484 persons (3.1% of statewide low-income population) live below the poverty level (Federal Poverty Guidelines)

Quantitative Data

- Number of households in Carbon County 6,676 (2010 estimated)
 - 0-30% Of Median Family Income: 1,059
 - 31-50% of Median Family Income: 883
 - 51-80% of MFI: 1,266
 - 81-95 of MFI: 540
 - 96+ %: 3,028
 - Largest increase of percentage and largest number of households is 96+%ile

Quantitative Data

- **Employment**
 - Carbon County's Labor Force increased by 235 persons to 8001 in 2007.
 - Employment increased by 251 persons.
 - Unemployment decreased to 3.1% rate in 2007 compared to a 4.3% rate in 2000. State rate is 3%.
 - Headwaters Economics states the majority of job growth, 50% of new jobs from 1970 to 2006 and 41% of new employment since 1995, was in proprietors.
- **Housing**
 - Housing units increased 2.87% between 2000 and 2007 from 8,307 to 8,545. Statewide is 8.25%.
 - Average apartment rent (decrease of 4.59%) from \$740 in 2007 to \$706 (2nd quarter 2008) with vacancy rate of 10.78% compared to 1.97% one year ago.
 - Average mobile home lot rent is \$283 and a mobile home and lot is \$729.
 - Average annualized increase of 5.3% for apartments, 5.5% for mobile homes plus a lot and 4.3% for mobile home lots since 1986,
 - Average sales price of existing, detached, single family home is \$148,813, an increase of 25.76%
 - Headwaters Economics states, "Housing has become more affordable in the last decade . . ."

Quantitative Data

- Cost of Living – The cost of living for Carbon County is tied for 6th-8th highest in the State with a ranking of 101. (Tied with Natrona and Lincoln Counties. Ranking compare food, housing, apparel, transportation, medical, recreation and personal care.
 - Housing is the highest of the other rankings (103)
 - Recreation and personal care is the lowest of the other rankings at a ranking of 93.

CSBG Poverty Factors (ARRA)

- Community Services Block Grant Poverty Factors for the new ARRA (low income, unemployed, food stamps, Medicaid, POWER, applications for state assistance, and SSI) reflects a poverty ranking of 3.2 or 3.18% of CSBG funds and is determined as follows:
 - Carbon County ranked 11th among the counties or 1,484(3.1%) of the State Low Income Population among all counties.
 - Unemployed people are 247 (3.1%) of State Unemployed population.
 - People on Food Stamps – 217(.8%) of State Food Stamp population.
 - People on Medicaid – 8,864(3.1%) of State Medicaid population.
 - People on Power TANF – 8 (5.9%) of Power TANF population
 - Applications Received for Assistance – 1,484 (3.2%) of State Applications received
 - People receiving SSI– 141 (2.4%) of State population of SSI.
 - Categories reflect .8%%-5.9% of the corresponding State population.

Quantitative Data

Health Care

- 18.6% of County population as compared to 17.1% of all Wyoming counties has no health care coverage.
- 21.4% of County population as compared to 25.5% of all Wyoming counties does not have a personal doctor
- 13% of County population as compared to 12.8% of all Wyoming counties indicated that they were unable to get needed care in past 12 month

Dental Health

- 38% of County population as compared to 31.5% of all Wyoming counties have had no dental visit in past year, 2004, 2006 and 2007.
- 34% of County residents as compared to 27.1 of Wyoming counties indicated they lost 6+ teeth for age 45+, 2004, 2006, 2007.
- 45% of County residents as compared to 34.5% of all Wyoming counties indicated that their teeth had not been cleaned in the past year, 2004, 2006, 2007.

Teen Births- Decreased significantly from 34 in 2007 to 9 in 2008.

Births – Decreased from 2007 to 2009 by 141 births.

Low Birth Weight Babies stayed the same at 5% from 2007 to 2008.

Mothers Who Smoked During Pregnancy - 50 Mothers or 21.9% of all birthing mothers (2006). Wyoming average is 19.7%.

Mental Health/Divorce

- 10.1% of Southwest Wyoming population reported their mental health, i.e., stress, depression, and problems with emotions was not good for 14 or more of the past 30 days. (8.8% statewide).
- 10.4% reported taking medicine or receiving treatment from a doctor/health professional for a mental health condition or emotional problem. (10.9% statewide)
- 15.6% of County population reported they are binge drinkers, 4.9% reported they were heavy drinkers, and 4.7% reported that they were extreme drinkers
- Divorce rate for Carbon County is 4.4% as compared to 5.2% statewide.

Children and Youth Concerns

- **Children & Youth in Poverty**
 - 562 children (3,675 children, 0-18) or 15.3% of children live below federal poverty level
 - Free or reduced lunches are:
 - Carbon County School District #1 – 12% (Grade 12) – 42% (Grade 4)
 - Carbon County School District #2 – 20% (Grade 12) – 56% (Grade 1)
- **Drop-out Rates**
 - Carbon #1 – 2.92% (2006-2007), 12.19% (2005-2006)
 - Carbon #2 .82% (2006-2007), 2.12% in 2005-2006

Wyoming Rural Development Council Needs Assessments

Medicine Bow (2001) - Shortage of Affordable housing, both rentals and owner occupied, Lack of Critical Services-Dentist, New Businesses - lead to job creation

Hanna (2002) - Assisted Care Facility, Low Cost Housing, Transportation For Elderly, Economic Development-Low Impact New Businesses

Encampment (2004) - Affordable housing for seniors and rentals, Medical Services – Ambulance, EMT's, Home Health Care, Jobs for kids, young adult, adults and retirees, Empowerment of Youth, Resource Directory of Organizations, Needs and Resources, and Tutoring, Mentoring and SCORE

Rawlins (2006) -Lack of Affordable Housing, Rentals, Senior Workforce Services, Assisted Living Facility, Youth Crisis Center, Child Care Center, Hospice, Substance Abuse Treatment, Lack of Public Transportation, Citizens weren't always aware that a service existed

Elk Mountain (2007) - Lack of Ambulance Service and EMT's, Lack of Medical Services, Volunteer Fire Department is also First Responders to a 40 mile stretch of I-80, Retail-Small grocery store to purchase milk, bread and other basic, Food and Household Items

Saratoga Five Year Follow-Up (2008) -Price and availability of housing, Lack of Rental, Jobs – Mismatched between Jobs/Labor Pool; Assisted Living, Transitional Housing, Home Health Care/Hospice, Transportation for Seniors; Youth-Drugs/Alcohol, Integration into Workforce, Mentoring; Family - Employment, Isolation, Day Care, Quality of Life, Creating 24/7 Health Care, Urgent Care, EMS, and Social Services

SocioEconomic Profile, Carbon County, Wyoming

Headwaters Economics

- Population
 - Population growth is not generally impacted by national recessions.
 - The population has gotten older since 1990. The median age in 2000 in 38.9 years, up from 32.9 years in 1990.
 - The largest age category is 45 to 49 years old (1,403 people or 9% of the total).
- Housing
 - Housing has become more affordable in the last decade from 180 in 1990 to 194 in 2000.
 - Housing affordability index (194) suggests that the median family can afford the median house.
- Employment
 - From 1970 to 2006, the majority (50%) of job growth was in proprietors. Proprietors contributed 50% of new employment from 1970 to 2006, and 41% of new employment since 1995.
 - Over the last 35 years job growth in Carbon County, Wyoming has been slower than the state and slower than the nation.
 - The employment category whose share of total gained the most was **services** which went from 26.4% in 1977 to 32.2% in 1997.
- Income
 - In the last 36 years, wage and salary disbursements grew at an annual rate of .8%, outpacing proprietor's income which was roughly unchanged.
 - Average earnings per job adjusted for inflation have fallen from \$36,802 in 1970 to \$35,118 in 2006.
 - Service-providing employees were paid an average of \$24,508.

City of Rawlins Housing Assessment May 2007

- Market for new “affordable” and “attainable” housing as well as rehabilitation of existing housing.
- Demonstrated need for senior housing alternatives.
- Serious shortage of rent assisted and non-rent assisted rental units.
- Existing mobile home parks need to have a more desirable living situation.
- Community housing needs
 - Additional 60-100 Senior Housing unit with/without rental assistance
 - 215 New Construction Single Family Residences
 - 170 Additional Multi-Family Apartment Units and of this 100 units are income based rental assistance
 - Three additional mobile home parks
- To keep up with the housing demands there should be for the next three years through 2010
 - 72 new homes
 - 1-2 new senior housing complexes
 - 1 new apartment complex (non-subsidized)
 - 1-3 new rent subsidized apartment complex
 - 1 new mobile home park




Quantitative Data Comments

- Statistics parallel needs in other strategies.
- Statistics haven't caught up with current economic slump.

Questions on Data Analysis?

May I take questions?



Summary: Extent of Poverty in Carbon County

- Carbon County holds 3.1% (1,484/47,182) of statewide population of those who live in poverty
- 1,484 persons (9.5%) of total Carbon County population live below the poverty level.
- 15.3% of children live near or below the poverty level (3,675 children, 0-18) live below 100% of Federal Poverty Level (2004).
- Between 42-56% of school-aged children have free or reduced lunch.
- Many families are not in the statistics because they have not asked for assistance as indicated by Linda from the Encampment Preschool, "I am seeing a lot more people than there are on the radar for poor. They actually qualify for Quality Care and Kids Chip but they are too proud to take part of the programs."

Factors Support Creation of Poverty:

- The cost of living is sixth-eighth highest in the State with a ranking of 101 (tied with Natrona, and Lincoln Counties) 100= statewide average.
 - Housing is the highest ranking (103)
- While weekly average wage is \$732, single mothers make 66.3% less than males, \$485.31/week or \$25,236.12
- Many low income families work in the service industry with no health benefits. Headwater Economics states that service-providing employees were paid an average of \$24,508.
- Difficult to make ends meet when average rental cost is \$706 and the average service related weekly wage is \$485.31.
- Headwaters Economics in a socioeconomic profile prepared in 2009 state, "Average earnings per job adjusted for inflation have fallen from \$36,802 in 1970 and \$35,118 in 2006."
- Nearly 19% (18.6%) of the Carbon County population has no health care coverage which leads to medical bills that impoverished families will have to pay.

Factors Exacerbate Impacts of Poverty

- Very expensive housing
- Service jobs with poor wages and no benefits
- Transportation from outlying areas to areas of services (medical, social services, etc.) are not always available.
- There were some good paying jobs but many of them have disappeared due to economic downturn.
- Some of the community at large population does not understand the impact of poverty in County as indicated in the comment from a community at large member to the question of **What kind of help would you like to have offered in Carbon County?**, "People need to learn to depend on themselves – not on hand-outs . . . " This is validated that the largest number of households in Carbon County are in the 96%+ of median family income (estimated 2010, 3,028)
- Some agencies are territorial and not getting along which results in ineffective or sub-standard level of services.

Services and Resources Currently Available to Offset Creation or Impacts of Poverty

- Many services available in the two pockets of population, Rawlins and Saratoga
- Little to no services available in outlying areas.
- Good linkages/referrals among various providers of services and resources in two pockets of population but in outlying areas information services are sketchy.
- Excellent resource directory for providers but wish it to be on-line.
- In Hanna while the services are not available, a community leader takes care of issues through community volunteers.
- In Baggs, one agency, Higher Education takes the lead and coordinates services with other agencies.
- Gaps in service: Senior and affordable housing, assisted living, medical urgent care and availability of prescription drugs, home care and hospice and transportation, childcare for infants and
- Question: Do clients know of the many services? Do they know how to request the services?

Priorities for Meeting Needs

- Accessibility/Affordability to Medical Services. Dental, Prescription Drugs & Eye care
- Affordable Housing
- Child Care
- Senior Services
- Employment Services
- Food/Commodities & Nutrition Services
- Family Services
- Transportation
- And while Youth Services was not highly ranked, it is one of the goals of the CSBG funds. If funding is eliminated for this need, the problem could be exacerbated.
- It is to be noted that while Education ranked 7th of needs in the survey the community comments did not indicate that there was a great need. It appears that many of the communities have pockets of education occurring (GED, ESL, and Literacy).

Barriers to Services

- **Community generally has lack of knowledge of financial/budgeting management skills**
 - Recommendation: Develop financial management skills class as pre-requisite to receiving CSBG funds. Resource: Bill Taylor, UW Cooperative Extension, Newcastle WY
- **Clients need to know of services available and apply for them**
 - Recommendation: Current Resource Directory for clients (short and sweet)
- **Lack of community knowledge of the extent of poverty and “affordable housing”**
 - Recommendation: Community information on poverty issues.
- **Lack of funding (local, state, federal) to non-profits**
 - Recommendation: Develop community grant-writers or community-wide notice of funding opportunities.
- **Territorial and feuding agencies results in ineffective or sub-standard level of services.**
 - Recommendation: Resolve agency feuds, collaborate on programs, and share meager resources.
- **Limited state nutritional (WIC) and social services (DFS) to outlying areas**
 - Recommendation:
 - In lieu of a “mobile services” van, develop a lead agency/individual in each community to assist in the coordination of services.
 - Develop an on-line county-wide communication system with services, special events, etc.

Community Action Plan


- Funding should be allocated according to the 2009 needs assessment findings
- Submitted with Carbon County Community Action Plan Action Committee application
- At minimum, funding should be directed to
 - Accessibility/Affordability to Medical Services. Dental, Prescription Drugs & Eye care
 - Affordable Housing
 - Child Care
 - Senior Services
 - Employment Services
 - Food/Commodities & Nutrition Services
 - Family Services
 - Transportation
 - Youth Services

What's Next?

- Full report and 50 copies to CCCAC for distribution
- Full report of the needs assessment can be found on <http://www.cchec.org>
<http://www.carbonwy.com>

Questions on Community Action Plan and What Happens Next?

May I take questions?



Thank You!

- Thank you for allowing me to be a part of this Needs Assessment.
- Thank you to Board of Directors for Carbon County Community Action Committee for sponsorship of this needs assessment
- Thank you to Deb Allen, Cindy Baldwin, Gwynn Bartlett and Ann Ward for your assistance through this process.